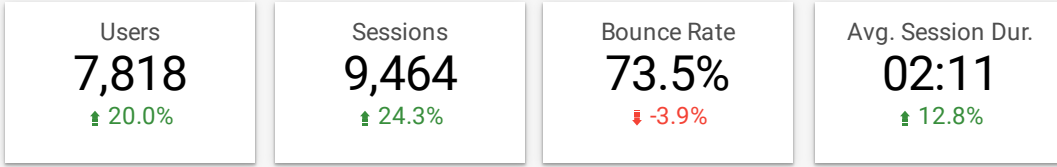


Session Data

Session definition: At least one Aalto Blogs page on Aalto.fi visited during visitors session

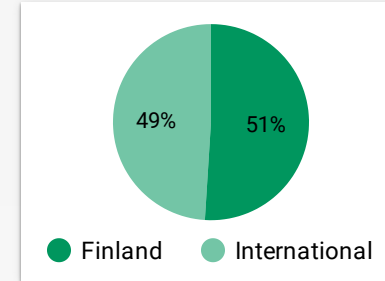


Top Landing Pages

	Landing Page	Sessions
1.	blogs.aalto.fi/facilitatingchange/	606
2.	blogs.aalto.fi/marijn/2016/07/05/add-a-splash-of-color-to-your-co...	290
3.	blogs.aalto.fi/ktlokki/2020/04/22/home-corona-orchestra-in-its-ow...	253
4.	blogs.aalto.fi/databases/	218
5.	blogs.aalto.fi/neuroscience/2016/10/15/visual-system/	217
6.	blogs.aalto.fi/microbiology/2013/11/11/ruoka-aineet-ja-porkkanan...	213
7.	blogs.aalto.fi/ktlokki/2020/04/23/kotikوروناorkesteri-omassa-kon...	207
8.	blogs.aalto.fi/studentambassadors/	187
9.	blogs.aalto.fi/	177
10.	blogs.aalto.fi/neuroscience/2016/11/06/somatic-sensory-system/	170
11.	blogs.aalto.fi/opit/openlearning-site-policy-agreement/	164
12.	blogs.aalto.fi/marijn/2017/11/13/integrating-vim-and-jupyter-qtco...	154
13.	blogs.aalto.fi/stratusreader/2011/05/15/patrick-jordan-chapter-“th...	142
14.	blogs.aalto.fi/microbiology/2013/11/04/elintarvikkeet-ja-sipulin-pil...	120
15.	blogs.aalto.fi/mining4meaning/2014/08/25/rap_algorithmi/	118
16.	blogs.aalto.fi/sujindvd2/2016/04/06/the-relationship-between-hear...	112
17.	blogs.aalto.fi/marijn/2016/02/25/doi-a-python-alternative-to-make/	108
	Grand total	9,446

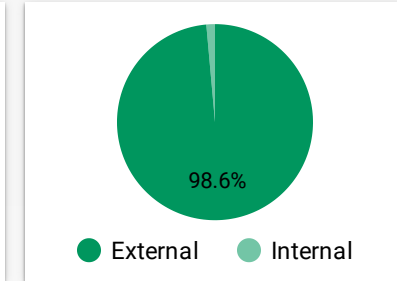
1 - 100 / 1554

Visitor Location

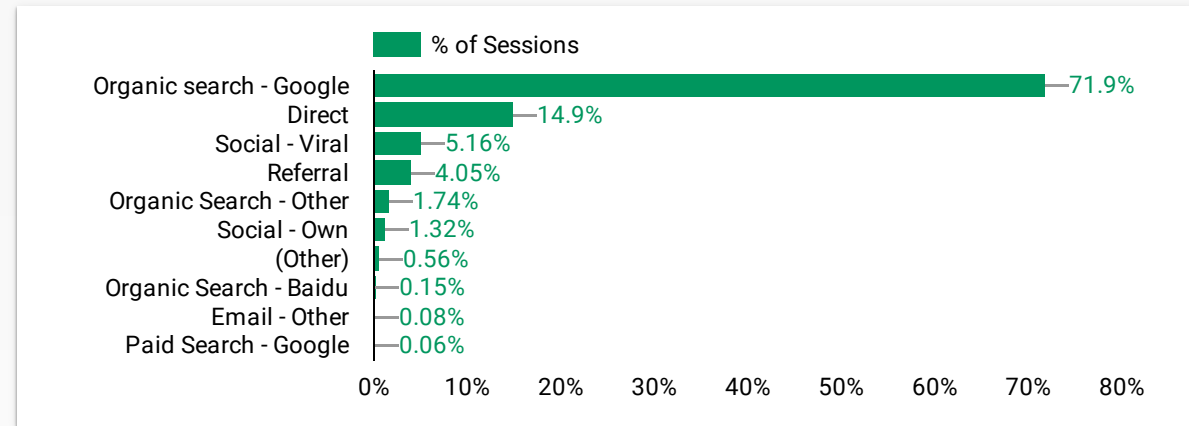


Internal / External Users

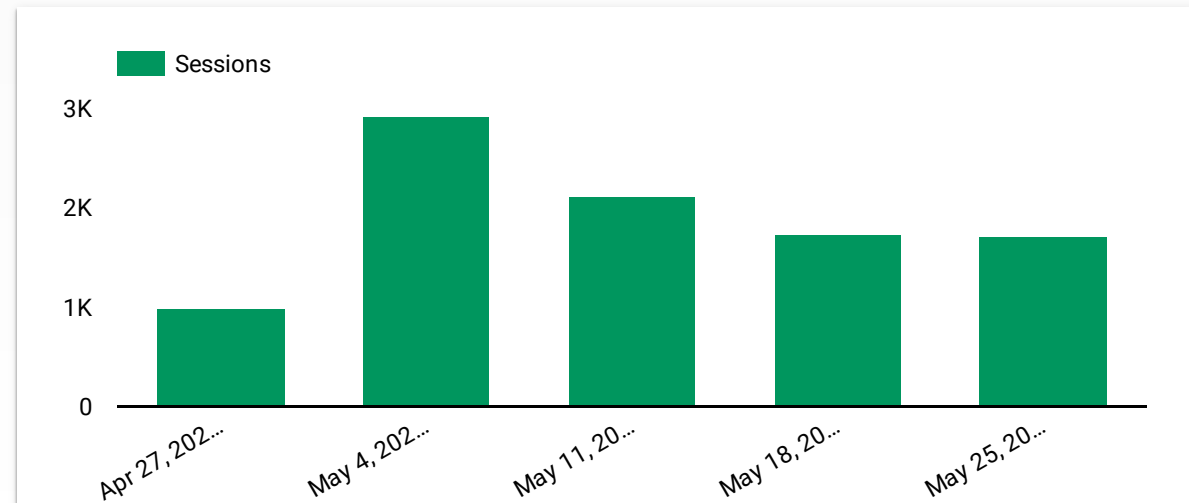
% of Unique Pageviews



Traffic Sources



Visitor Weekly Trend

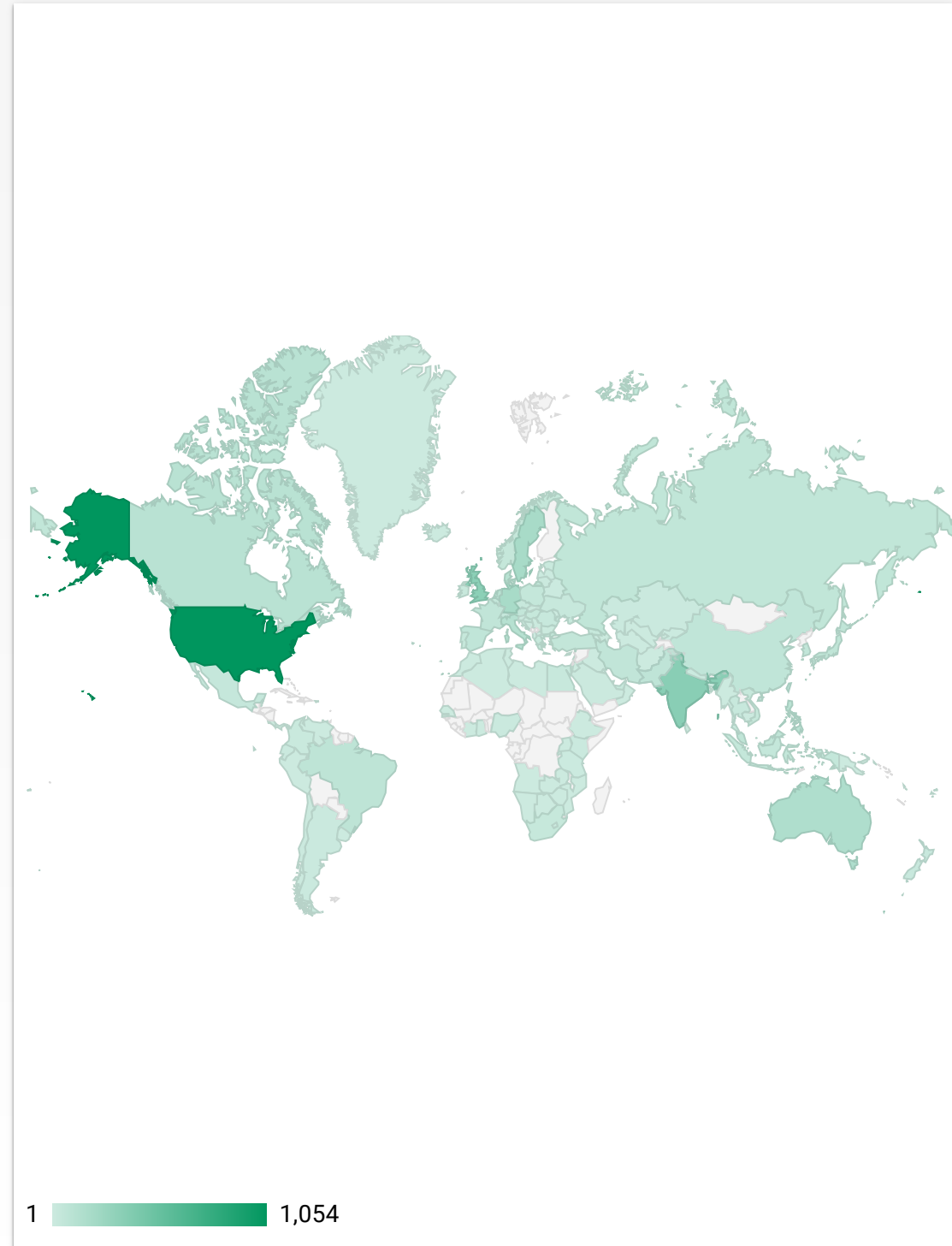


*) Internal / External Users collecting data correctly as of 21.3.2020

Top Countries

	Country	Sessions	% of Sessions
1.	Finland	4,819	51.02%
2.	United States	1,049	11.11%
3.	India	346	3.66%
4.	United Kingdom	329	3.48%
5.	Sweden	187	1.98%
6.	Germany	186	1.97%
7.	Australia	149	1.58%
8.	Italy	115	1.22%
9.	Denmark	106	1.12%
10.	Canada	99	1.05%
11.	Netherlands	96	1.02%
12.	Philippines	89	0.94%
13.	Taiwan	83	0.88%
14.	Brazil	72	0.76%
15.	Pakistan	70	0.74%
16.	Malaysia	64	0.68%
17.	Japan	63	0.67%
18.	China	61	0.65%
19.	Spain	60	0.64%
20.	France	60	0.64%
21.	Iran	60	0.64%
22.	Russia	56	0.59%
	Grand total	9,446	100%

1 - 100 / 125 < >



Blog Pages Total

Unique Pageviews 11.6K ↓ -30.4%	Avg. Time on Page 02:33 ↓ -2.4%	Entrances 8.9K ↓ -31.3%	Bounce Rate 77.9% ↑ 0.2%
--	--	--------------------------------------	---------------------------------------

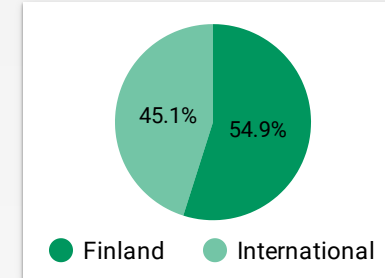
Blog Pages

Page	Unique Pa...	Entrance...	Exits
1. blogs.aalto.fi/facilitatingchange/	651	62.67%	544
2. blogs.aalto.fi/	328	42.69%	155
3. blogs.aalto.fi/studentambassadors/	306	50.82%	172
4. blogs.aalto.fi/marijn/2016/07/05/add-a-splash-of-color-to-...	293	80.22%	292
5. blogs.aalto.fi/ktlokki/2020/04/22/home-corona-orchestra-i-...	265	83.77%	261
6. blogs.aalto.fi/databases/	257	66.87%	180
7. blogs.aalto.fi/neuroscience/2016/10/15/visual-system/	220	88.93%	215
8. blogs.aalto.fi/ktlokki/2020/04/23/kotikوروناorkesteri-oma-...	217	82.8%	205
9. blogs.aalto.fi/microbiology/2013/11/11/ruoka-aineet-ja-po-...	213	83.86%	210
10. blogs.aalto.fi/opit/openlearning-site-policy-agreement/	206	69.49%	181
11. blogs.aalto.fi/neuroscience/2016/11/06/somatic-sensory-...	171	95.53%	165
12. blogs.aalto.fi/facilitatingchange/course-materials/	156	11.93%	51
13. blogs.aalto.fi/marijn/2017/11/13/integrating-vim-and-jupy-...	155	92.77%	152
14. blogs.aalto.fi/stratusreader/2011/05/15/patrick-jordan-ch-...	144	89.87%	142
15. blogs.aalto.fi/mining4meaning/2014/08/25/rap_algorithmi/	121	89.47%	120
16. blogs.aalto.fi/microbiology/2013/11/04/elintarvikkeet-ja-si-...	120	89.55%	120
17. blogs.aalto.fi/sujindvd2/2016/04/06/the-relationship-betw-...	112	90.32%	112
Grand total	11,621	65.06%	9,030

1 - 100 / 1760 < >

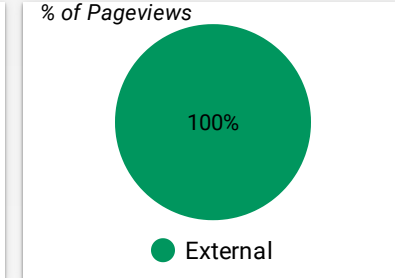
Visitor Location

% of Pageviews

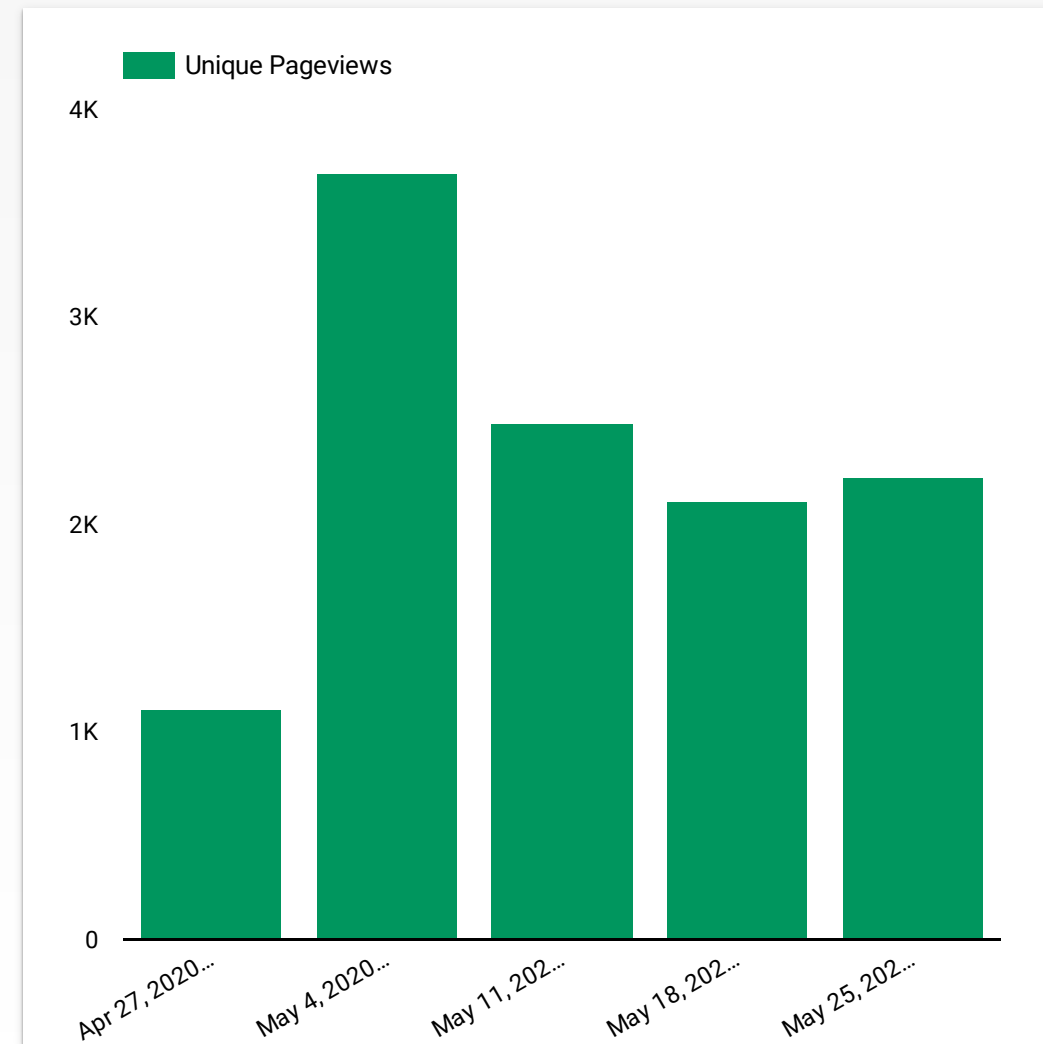


Internal / External Users

% of Pageviews



Pageviews Weekly Trend



*) Internal / External Users collecting data correctly as of 21.3.2020