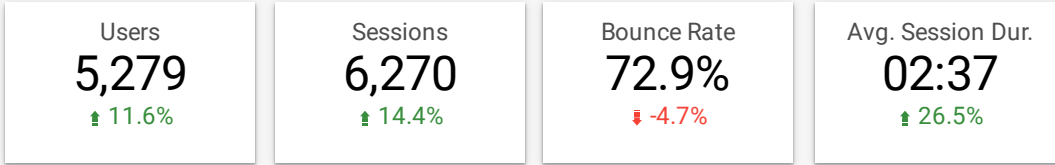


Session Data

Session definition: At least one Aalto Blogs page on Aalto.fi visited during visitors session

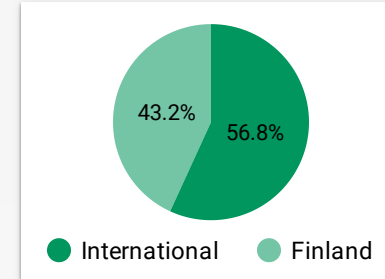


Top Landing Pages

	Landing Page	Sessions
1.	blogs.aalto.fi/marijn/2016/07/05/add-a-splash-of-color-to-your-co...	233
2.	blogs.aalto.fi/smartcity/	204
3.	blogs.aalto.fi/neuroscience/2016/10/15/visual-system/	195
4.	blogs.aalto.fi/databases/	179
5.	blogs.aalto.fi/	113
6.	blogs.aalto.fi/marijn/2016/02/25/doit-a-python-alternative-to-make/	111
7.	blogs.aalto.fi/itainnovaatiopalvelu/2011/10/13/lean-canvas-tyokal...	110
8.	blogs.aalto.fi/sujindvd2/2016/04/06/the-relationship-between-hear...	100
9.	blogs.aalto.fi/microbiology/2013/11/04/elintarvikkeet-ja-sipulin-pil...	100
10.	blogs.aalto.fi/databases/2019/07/29/tips-for-eikon-excel-plug-in/	98
11.	blogs.aalto.fi/stratusreader/2011/05/15/patrick-jordan-chapter-“th...	97
12.	blogs.aalto.fi/marijn/2017/11/13/integrating-vim-and-jupyter-qtco...	92
13.	blogs.aalto.fi/neuroscience/2016/11/06/somatic-sensory-system/	84
14.	blogs.aalto.fi/opit/openlearning-site-policy-agreement/	81
15.	blogs.aalto.fi/studentambassadors/2019/03/26/civil-engineering-...	78
16.	blogs.aalto.fi/mining4meaning/2014/08/25/rap_algorithmi/	73
17.	www.aalto.fi/fi	72
	Grand total	6,255

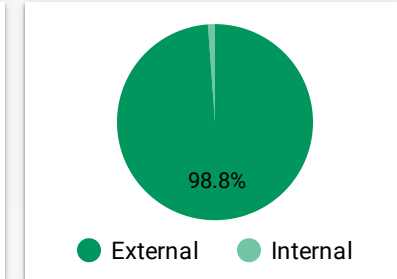
1 - 100 / 1257 < >

Visitor Location

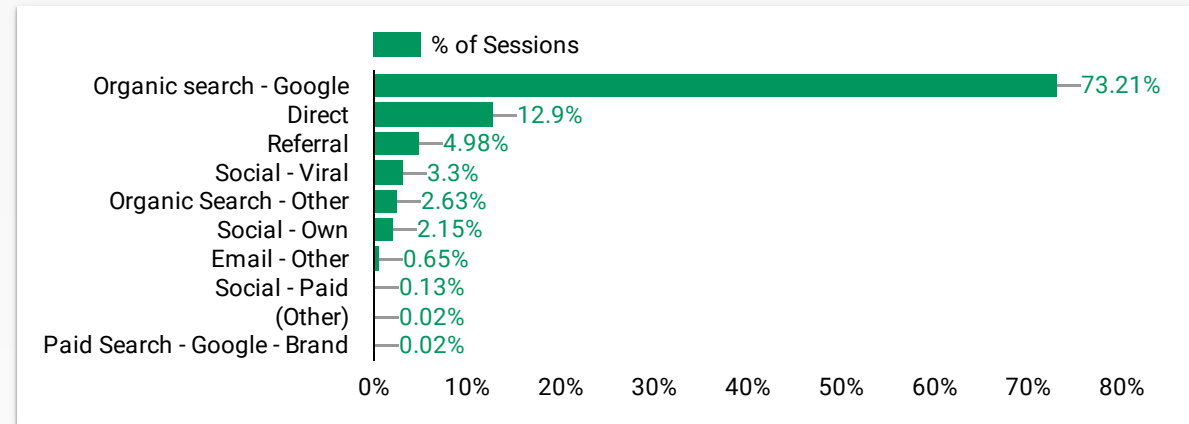


Internal / External Users

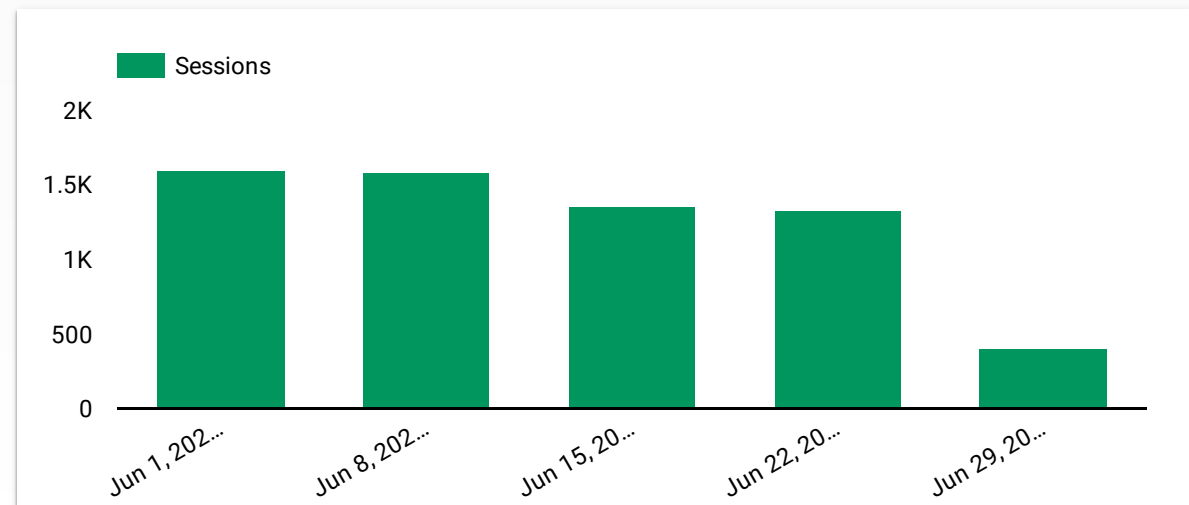
% of Unique Pageviews



Traffic Sources



Visitor Weekly Trend

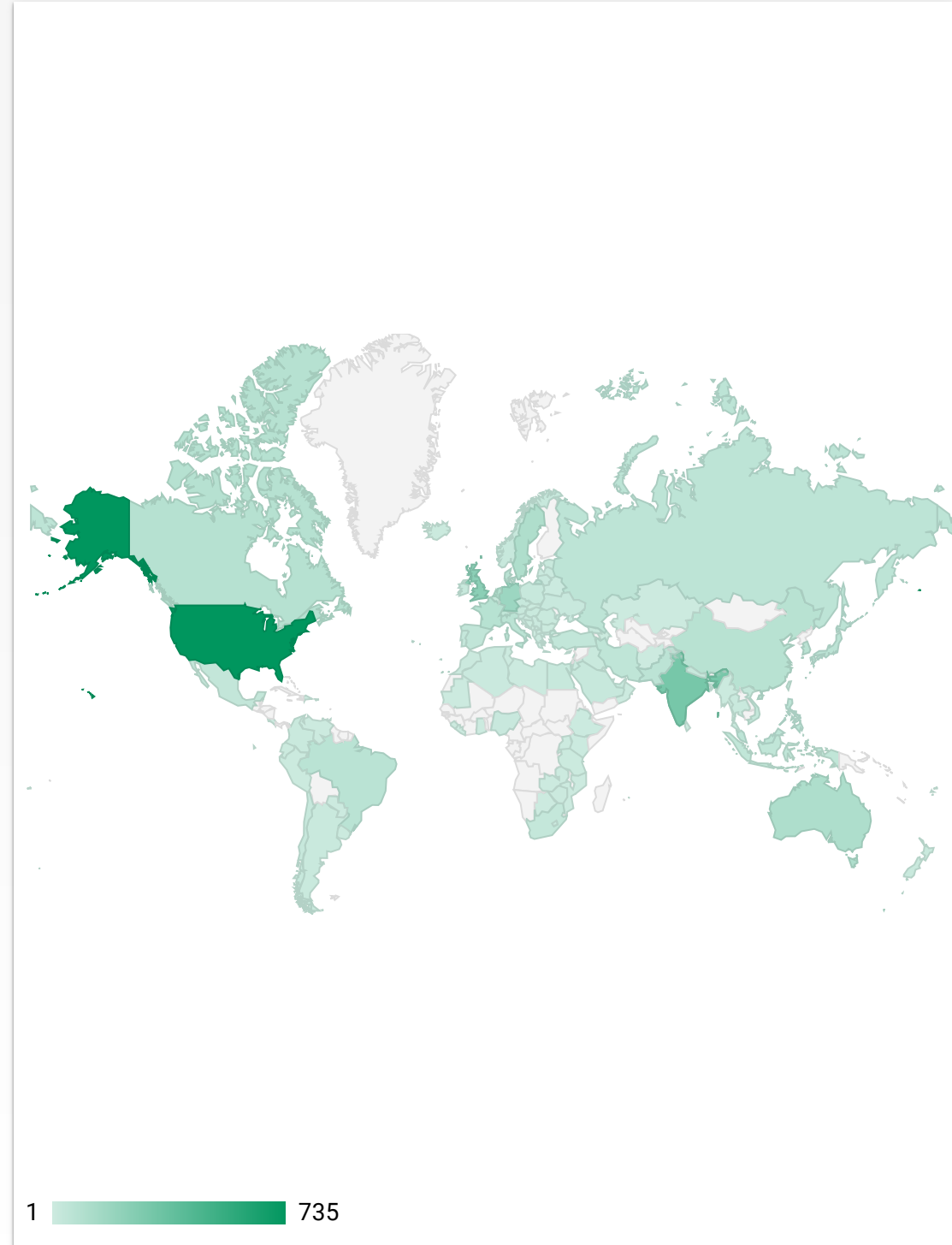


*) Internal / External Users collecting data correctly as of 21.3.2020

Top Countries

	Country	Sessions	% of Sessions
1.	Finland	2,705	43.25%
2.	United States	733	11.72%
3.	India	305	4.88%
4.	United Kingdom	233	3.72%
5.	Germany	172	2.75%
6.	Australia	109	1.74%
7.	Sweden	107	1.71%
8.	Netherlands	95	1.52%
9.	Canada	81	1.3%
10.	France	75	1.2%
11.	China	73	1.17%
12.	South Korea	67	1.07%
13.	Denmark	67	1.07%
14.	Brazil	64	1.02%
15.	Italy	63	1.01%
16.	Japan	59	0.94%
17.	Pakistan	58	0.93%
18.	Malaysia	55	0.88%
19.	Singapore	55	0.88%
20.	Russia	55	0.88%
21.	Philippines	55	0.88%
22.	Iran	49	0.78%
	Grand total	6,255	100%

1 - 100 / 119 < >



Blog Pages Total

<p>Unique Pageviews</p> <p>8.1K</p> <p>↓ -28.2%</p>	<p>Avg. Time on Page</p> <p>02:20</p> <p>↓ -8.0%</p>	<p>Entrances</p> <p>5.8K</p> <p>↓ -32.7%</p>	<p>Bounce Rate</p> <p>78.5%</p> <p>↑ 0.8%</p>
--	---	---	--

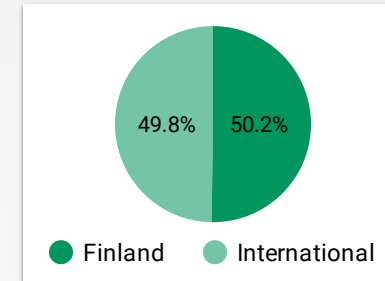
Blog Pages

Page	Unique Pa...	Entrance...	Exits
1. blogs.aalto.fi/	247	36.33%	101
2. blogs.aalto.fi/marijn/2016/07/05/add-a-splash-of-color-to-...	235	78.45%	233
3. blogs.aalto.fi/smartcity/	221	65.59%	146
4. blogs.aalto.fi/databases/	217	56.29%	148
5. blogs.aalto.fi/neuroscience/2016/10/15/visual-system/	196	86.28%	193
6. blogs.aalto.fi/opit/openlearning-site-policy-agreement/	115	52.23%	94
7. blogs.aalto.fi/itainnovaatiopalvelu/2011/10/13/lean-canv...	112	85.94%	109
8. blogs.aalto.fi/marijn/2016/02/25/doit-a-python-alternative...	112	92.5%	106
9. blogs.aalto.fi/databases/2019/07/29/tips-for-eikon-excel-p...	109	86.73%	105
10. blogs.aalto.fi/microbiology/2013/11/04/elintarvikkeet-ja-si...	101	91.74%	100
11. blogs.aalto.fi/sujindvd2/2016/04/06/the-relationship-betw...	100	94.34%	100
12. blogs.aalto.fi/stratusreader/2011/05/15/patrick-jordan-ch...	97	89.81%	97
13. blogs.aalto.fi/marijn/2017/11/13/integrating-vim-and-jupy...	93	94.85%	90
14. blogs.aalto.fi/studentambassadors/	92	27.27%	35
15. blogs.aalto.fi/neuroscience/2016/11/06/somatic-sensory-...	85	85.71%	78
16. blogs.aalto.fi/studentambassadors/2019/03/26/civil-engi...	80	91.76%	78
17. blogs.aalto.fi/smartcity/call-for-participation/	76	6.67%	36
Grand total	8,098	59.37%	5,857

1 - 100 / 1679 < >

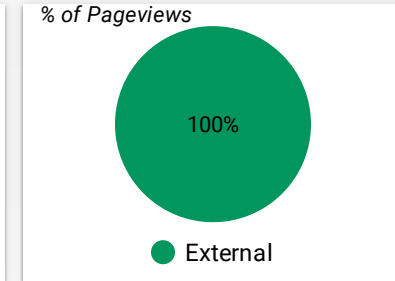
Visitor Location

% of Pageviews

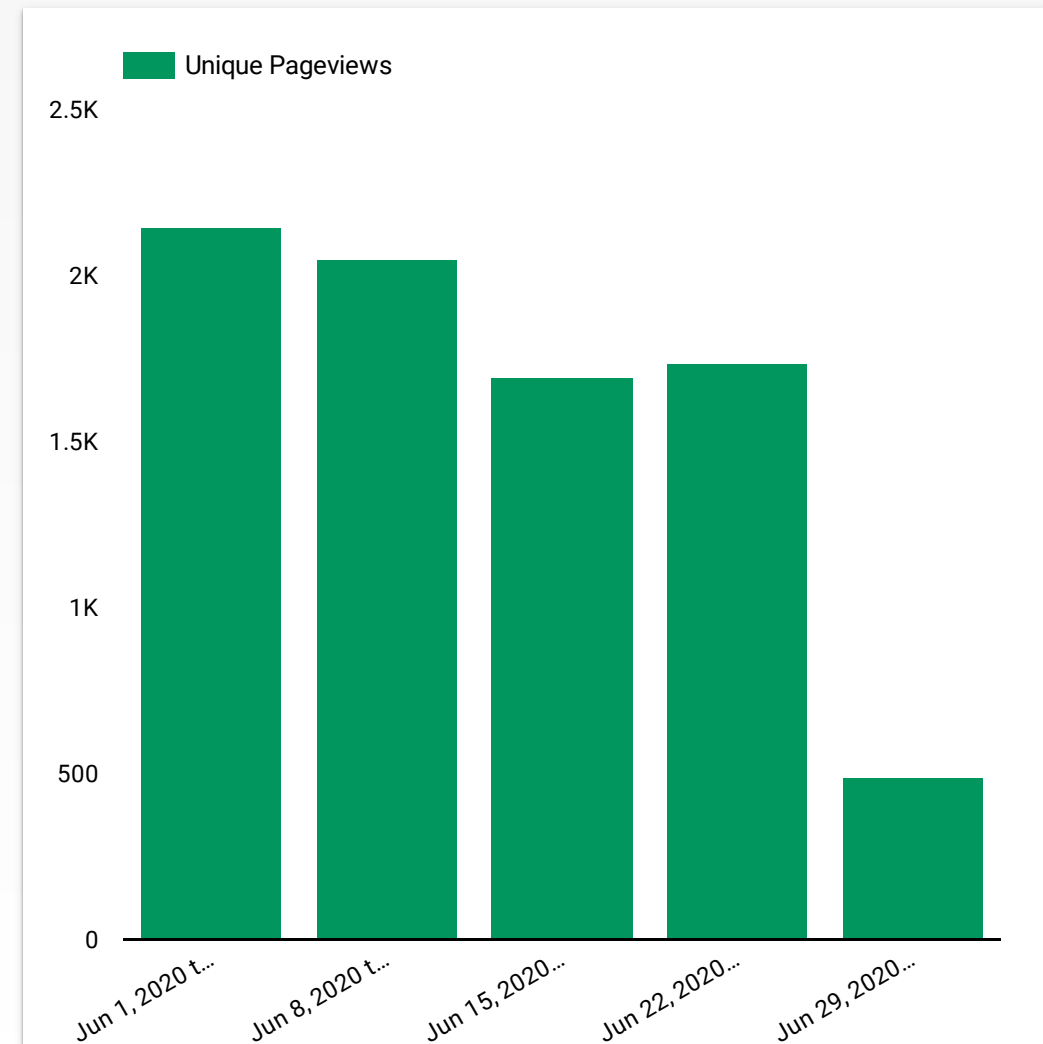


Internal / External Users

% of Pageviews



Pageviews Weekly Trend



*) Internal / External Users collecting data correctly as of 21.3.2020