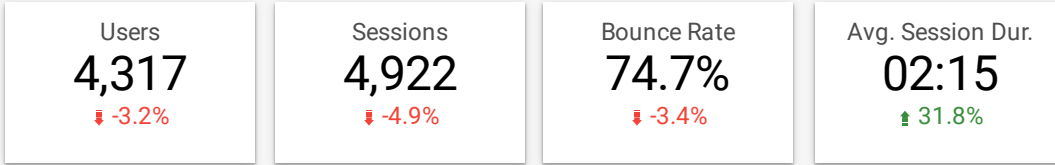


Session Data

Session definition: At least one Aalto Blogs page on Aalto.fi visited during visitors session

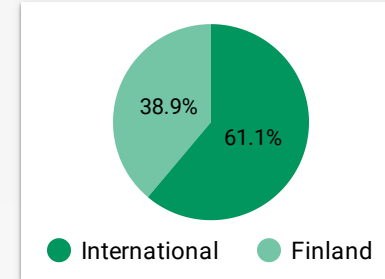


Top Landing Pages

	Landing Page	Sessions
1.	blogs.aalto.fi/marijn/2016/07/05/add-a-splash-of-color-to-your-co...	236
2.	blogs.aalto.fi/databases/	177
3.	blogs.aalto.fi/studentambassadors/2019/03/26/civil-engineering-...	130
4.	blogs.aalto.fi/neuroscience/2016/10/15/visual-system/	129
5.	blogs.aalto.fi/marijn/2017/11/13/integrating-vim-and-jupyter-qtco...	115
6.	blogs.aalto.fi/microbiology/2013/11/04/elintarvikkeet-ja-sipulin-pil...	109
7.	blogs.aalto.fi/sujindvd2/2016/04/06/the-relationship-between-hear...	105
8.	blogs.aalto.fi/mediainfrastructures/2019/10/17/the-paradox-of-e-...	102
9.	blogs.aalto.fi/databases/2019/07/29/tips-for-eikon-excel-plugin/	98
10.	blogs.aalto.fi/	81
11.	blogs.aalto.fi/microbiology/2013/11/11/ruoka-aineet-ja-porkkanan...	79
12.	blogs.aalto.fi/marijn/2016/02/25/doi-a-python-alternative-to-make/	79
13.	blogs.aalto.fi/mining4meaning/2014/08/25/rap_algoritmi/	66
14.	blogs.aalto.fi/studentambassadors/2020/07/24/campus-gardenin...	60
15.	blogs.aalto.fi/microbiology/2013/11/11/sienten-pilaantumisen/	56
16.	blogs.aalto.fi/databases/2019/07/30/merge-sdc-compustat-data/	55
17.	blogs.aalto.fi/neuroscience/2016/11/06/somatic-sensory-system/	50
	Grand total	4,916

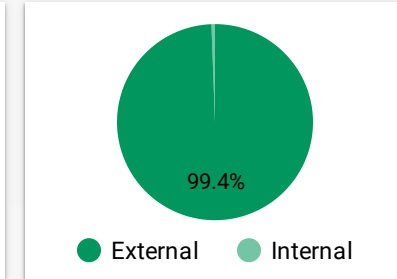
1 - 100 / 1046

Visitor Location

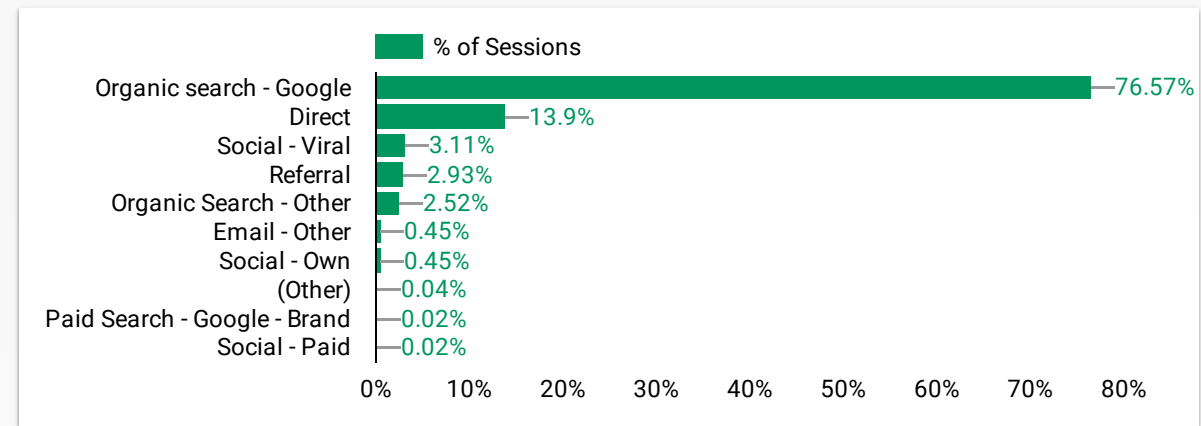


Internal / External Users

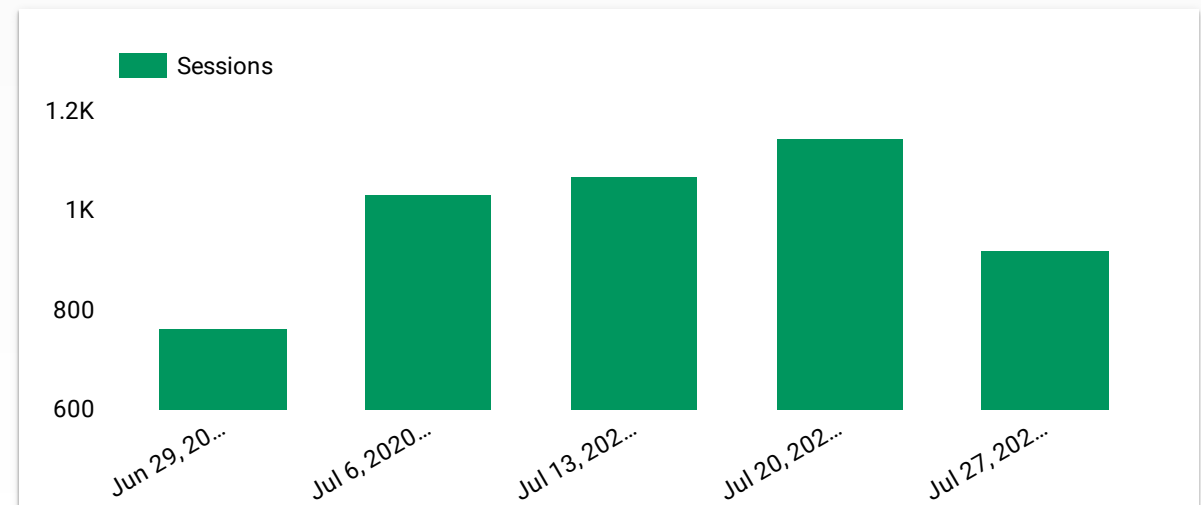
% of Unique Pageviews



Traffic Sources



Visitor Weekly Trend

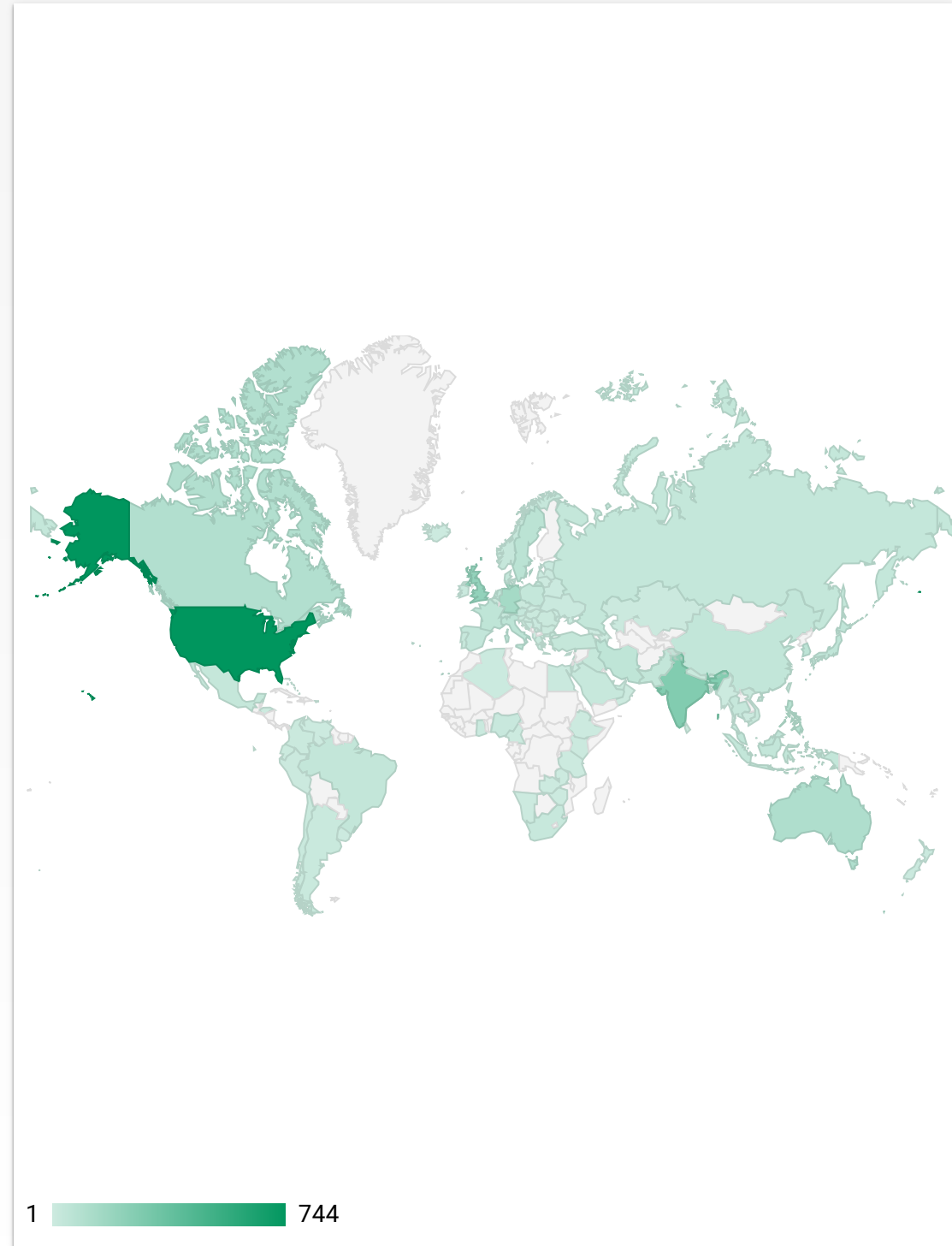


*) Internal / External Users collecting data correctly as of 21.3.2020

Top Countries

	Country	Sessions	% of Sessions
1.	Finland	1,912	38.89%
2.	United States	742	15.09%
3.	India	269	5.47%
4.	United Kingdom	207	4.21%
5.	Germany	143	2.91%
6.	Australia	105	2.14%
7.	Canada	95	1.93%
8.	Philippines	79	1.61%
9.	Sweden	62	1.26%
10.	Italy	55	1.12%
11.	South Korea	55	1.12%
12.	France	48	0.98%
13.	Iran	47	0.96%
14.	Singapore	44	0.9%
15.	Netherlands	43	0.87%
16.	Japan	43	0.87%
17.	Hong Kong	41	0.83%
18.	Malaysia	41	0.83%
19.	China	38	0.77%
20.	Pakistan	35	0.71%
21.	Indonesia	35	0.71%
22.	Brazil	33	0.67%
	Grand total	4,916	100%

1 - 100 / 106 < >



Blog Pages Total

<p>Unique Pageviews</p> <p>5.8K</p> <p>↓ -30.5%</p>	<p>Avg. Time on Page</p> <p>02:35</p> <p>↑ 10.1%</p>	<p>Entrances</p> <p>4.5K</p> <p>↓ -24.0%</p>	<p>Bounce Rate</p> <p>80.8%</p> <p>↑ 2.8%</p>
--	---	---	--

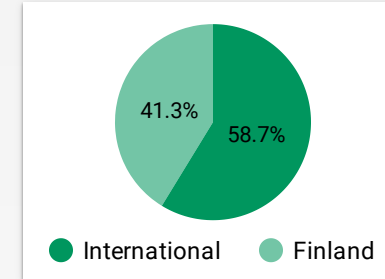
Blog Pages

Page	Unique Pa...	Entrance...	Exits
1. blogs.aalto.fi/marijn/2016/07/05/add-a-splash-of-color-to-...	237	82.52%	236
2. blogs.aalto.fi/databases/	203	71.08%	160
3. blogs.aalto.fi/	184	35.53%	82
4. blogs.aalto.fi/studentambassadors/2019/03/26/civil-engi...	131	95.59%	130
5. blogs.aalto.fi/neuroscience/2016/10/15/visual-system/	129	84.87%	129
6. blogs.aalto.fi/marijn/2017/11/13/integrating-vim-and-jupy...	116	94.26%	114
7. blogs.aalto.fi/microbiology/2013/11/04/elintarvikkeet-ja-si...	109	96.46%	109
8. blogs.aalto.fi/sujindvd2/2016/04/06/the-relationship-betw...	105	91.3%	105
9. blogs.aalto.fi/databases/2019/07/29/tips-for-eikon-excel-p...	104	85.96%	98
10. blogs.aalto.fi/mediainfrastructures/2019/10/17/the-parad...	102	90.27%	100
11. blogs.aalto.fi/microbiology/2013/11/11/ruoka-aineet-ja-po...	79	88.76%	79
12. blogs.aalto.fi/marijn/2016/02/25/doit-a-python-alternative...	79	89.77%	77
13. blogs.aalto.fi/studentambassadors/	76	14.29%	18
14. blogs.aalto.fi/studentambassadors/2020/07/24/campus-...	71	75%	62
15. blogs.aalto.fi/databases/2020/03/17/dataroom-q301-to-b...	70	29.27%	35
16. blogs.aalto.fi/mining4meaning/2014/08/25/rap_algoritmi/	66	97.06%	66
17. blogs.aalto.fi/databases/2019/07/30/merge-sdc-compust...	60	85.94%	55
Grand total	5,768	68.76%	4,617

1 - 100 / 1151 < >

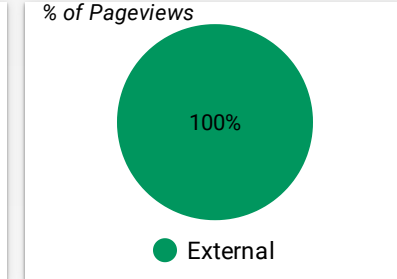
Visitor Location

% of Pageviews

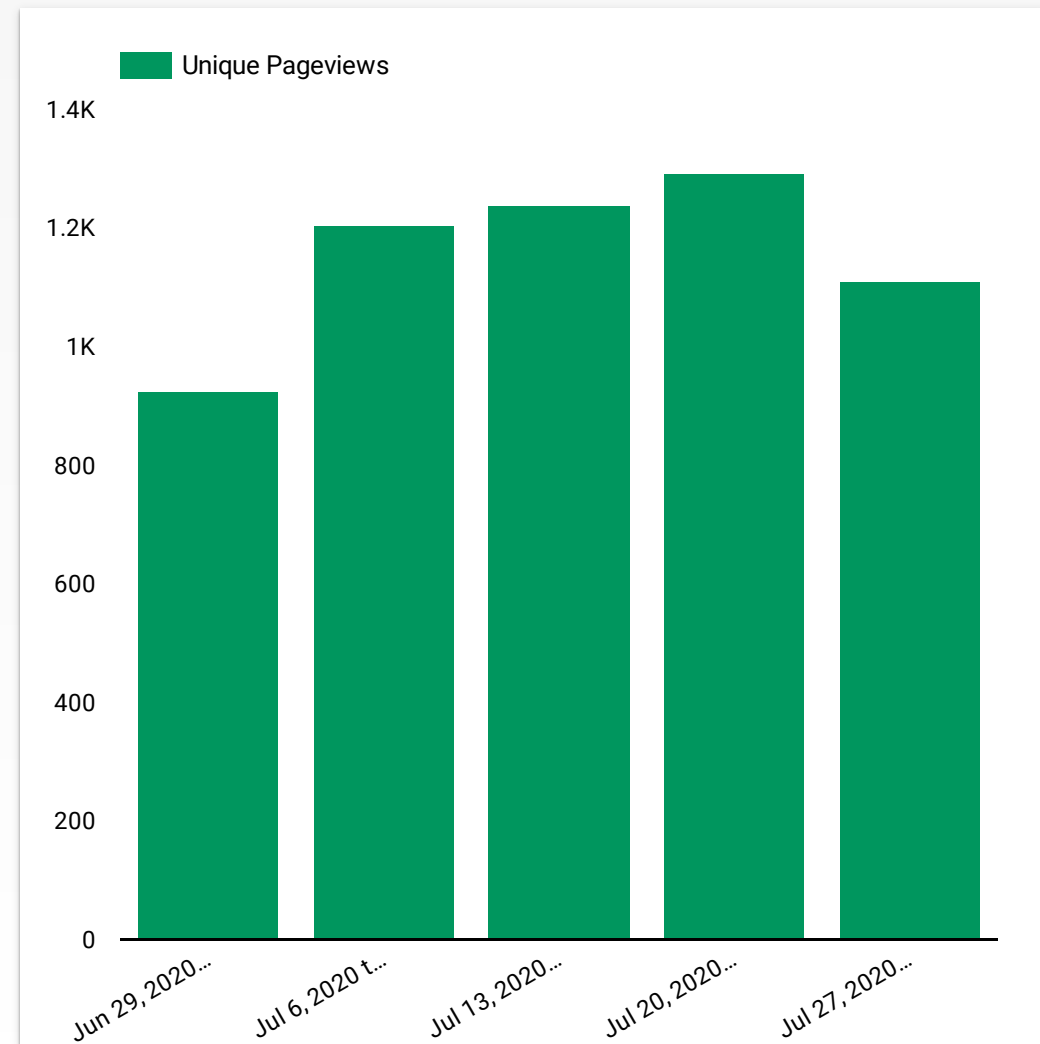


Internal / External Users

% of Pageviews



Pageviews Weekly Trend



*) Internal / External Users collecting data correctly as of 21.3.2020