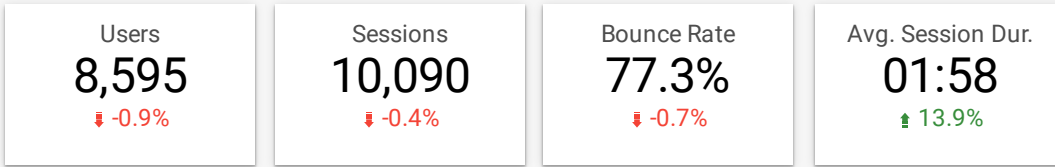


Session Data

Session definition: At least one Aalto Blogs page on Aalto.fi visited during visitors session

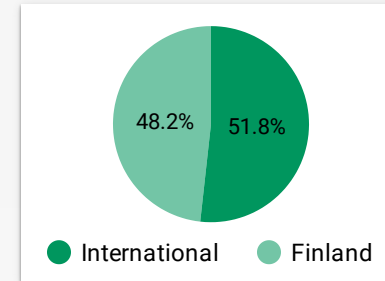


Top Landing Pages

	Landing Page	Sessions
1.	blogs.aalto.fi/marijn/2016/07/05/add-a-splash-of-color-to-your-co...	285
2.	blogs.aalto.fi/srae2020/	270
3.	blogs.aalto.fi/neuroscience/2016/10/15/visual-system/	265
4.	blogs.aalto.fi/sujindvd2/2016/04/06/the-relationship-between-hear...	218
5.	blogs.aalto.fi/sulavataivot/2015/05/11/viikkotehtavat-4/	207
6.	blogs.aalto.fi/neuroscience/2016/11/06/somatic-sensory-system/	207
7.	blogs.aalto.fi/	204
8.	blogs.aalto.fi/studentambassadors/2019/03/26/civil-engineering-;...	202
9.	blogs.aalto.fi/stratusreader/2011/05/15/patrick-jordan-chapter-“th...	177
10.	blogs.aalto.fi/jukenploki/2013/10/24/modernismi-suomessa-2/	176
11.	blogs.aalto.fi/databases/2019/07/29/tips-for-eikon-excel-plug-in/	159
12.	blogs.aalto.fi/microbiology/2013/11/04/elintarvikkeet-ja-sipulin-pil...	159
13.	blogs.aalto.fi/microbiology/2013/11/11/ruoka-aineet-ja-porkkanan...	151
14.	blogs.aalto.fi/mining4meaning/2014/08/25/rap_algoritmi/	134
15.	blogs.aalto.fi/marijn/2016/02/25/doit-a-python-alternative-to-make/	120
16.	blogs.aalto.fi/itainnovaatiopalvelu/2011/10/13/lean-canvas-tyokal...	103
17.	blogs.aalto.fi/databases/2020/03/17/dataroom-q301-to-be-closed...	102
	Grand total	10,070

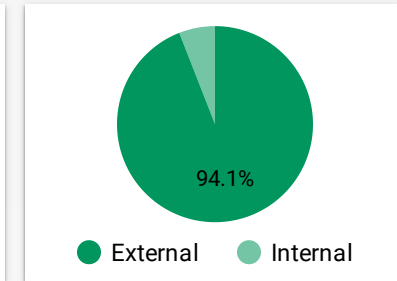
1 - 100 / 1631

Visitor Location

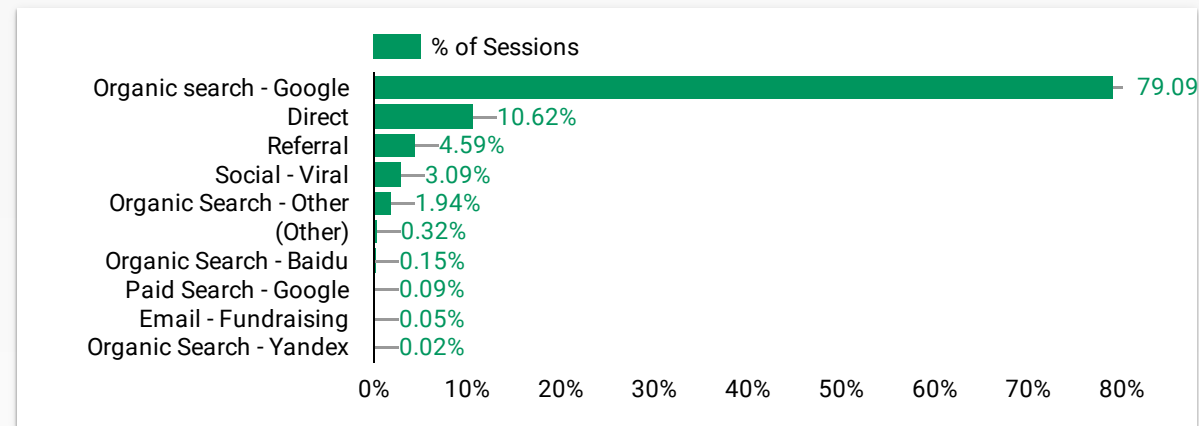


Internal / External Users

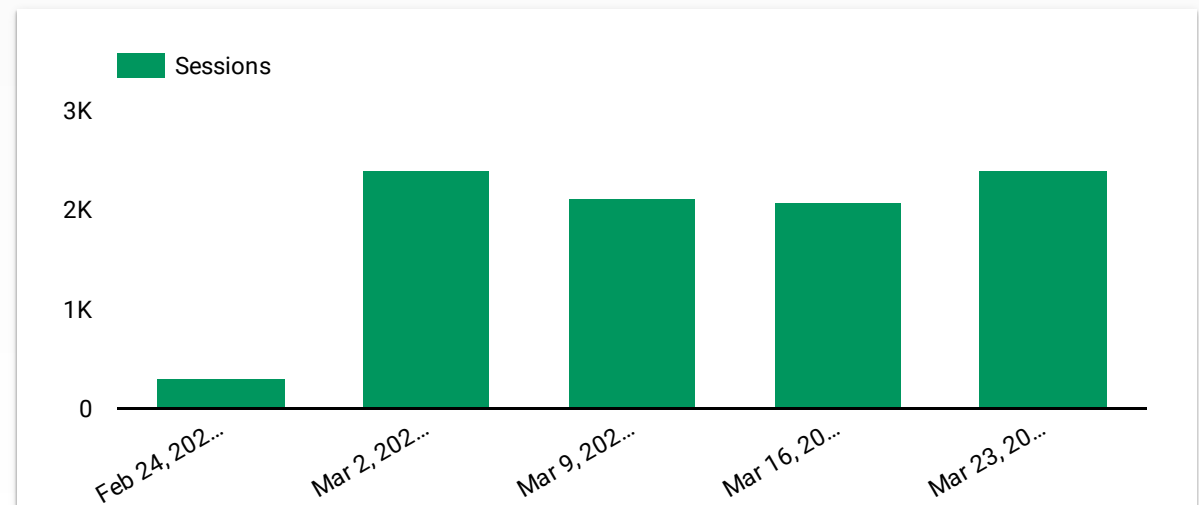
% of Unique Pageviews



Traffic Sources



Visitor Weekly Trend

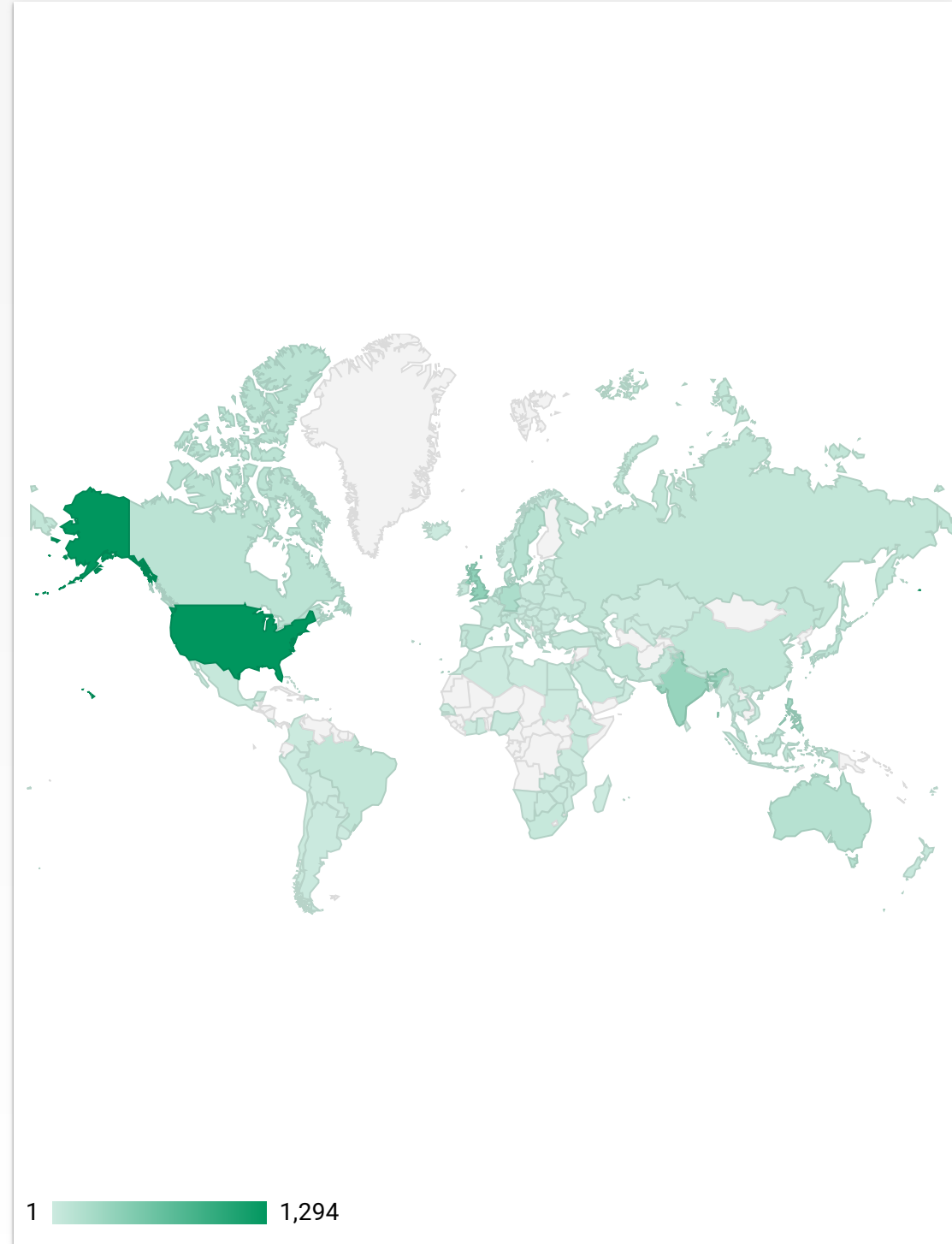


*) Internal / External Users collecting data correctly as of 21.3.2020

Top Countries

	Country	Sessions	% of Sessions
1.	Finland	4,862	48.28%
2.	United States	1,291	12.82%
3.	United Kingdom	383	3.8%
4.	India	339	3.37%
5.	Philippines	270	2.68%
6.	Germany	201	2%
7.	Sweden	143	1.42%
8.	Australia	142	1.41%
9.	Netherlands	115	1.14%
10.	Canada	108	1.07%
11.	Denmark	102	1.01%
12.	Taiwan	94	0.93%
13.	Spain	86	0.85%
14.	South Korea	85	0.84%
15.	Malaysia	83	0.82%
16.	Japan	82	0.81%
17.	Iran	79	0.78%
18.	Italy	73	0.72%
19.	Indonesia	73	0.72%
20.	China	67	0.67%
21.	Brazil	67	0.67%
22.	Russia	66	0.66%
	Grand total	10,070	100%

1 - 100 / 129 < >



Blog Pages Total

Unique Pageviews 12.2K ↓ -21.4%	Avg. Time on Page 02:46 ↑ 14.8%	Entrances 9.7K ↓ -14.5%	Bounce Rate 80.6% ↑ 3.5%
--	--	--------------------------------------	---------------------------------------

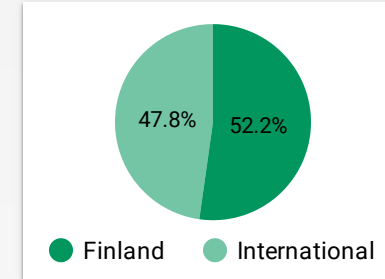
Blog Pages

Page	Unique Pa...	Entrance...	Exits
1. blogs.aalto.fi/	351	48.03%	183
2. blogs.aalto.fi/marijn/2016/07/05/add-a-splash-of-color-to-...	294	79.13%	292
3. blogs.aalto.fi/srae2020/	290	72.75%	200
4. blogs.aalto.fi/neuroscience/2016/10/15/visual-system/	269	87.79%	264
5. blogs.aalto.fi/sujindvd2/2016/04/06/the-relationship-betw...	216	93.51%	216
6. blogs.aalto.fi/neuroscience/2016/11/06/somatic-sensory-...	210	89.27%	195
7. blogs.aalto.fi/sulavataivot/2015/05/11/viikkotehtavat-4/	208	78.76%	206
8. blogs.aalto.fi/studentambassadors/2019/03/26/civil-engi...	204	87.88%	202
9. blogs.aalto.fi/stratusreader/2011/05/15/patrick-jordan-ch...	176	89.8%	175
10. blogs.aalto.fi/jukenploki/2013/10/24/modernismi-suomes...	174	91.1%	174
11. blogs.aalto.fi/databases/2019/07/29/tips-for-eikon-excel-p...	167	93.64%	160
12. blogs.aalto.fi/microbiology/2013/11/04/elintarvikkeet-ja-si...	158	92.4%	158
13. blogs.aalto.fi/microbiology/2013/11/11/ruoka-aineet-ja-po...	151	91.46%	150
14. blogs.aalto.fi/databases/2020/03/17/dataroom-q301-to-b...	139	55.25%	90
15. blogs.aalto.fi/mining4meaning/2014/08/25/rap_algoritmi/	133	89.86%	133
16. blogs.aalto.fi/marijn/2016/02/25/doit-a-python-alternative...	118	92.91%	113
17. blogs.aalto.fi/itainnovaatiopalvelu/2011/10/13/lean-canv...	105	88.14%	103
Grand total	12,152	69.01%	9,762

1 - 100 / 2012 < >

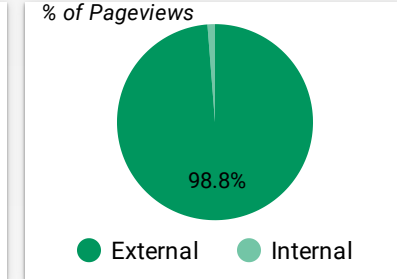
Visitor Location

% of Pageviews

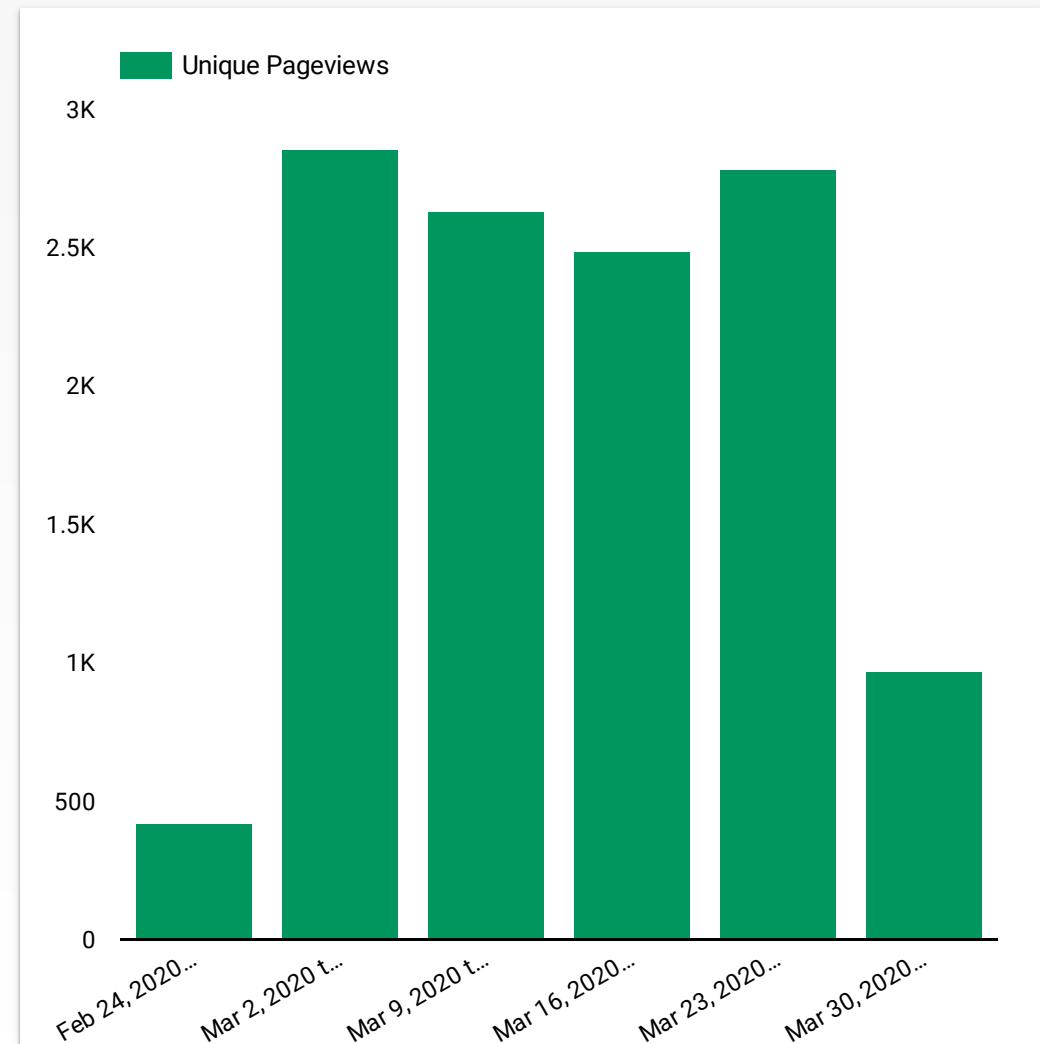


Internal / External Users

% of Pageviews



Pageviews Weekly Trend



*) Internal / External Users collecting data correctly as of 21.3.2020