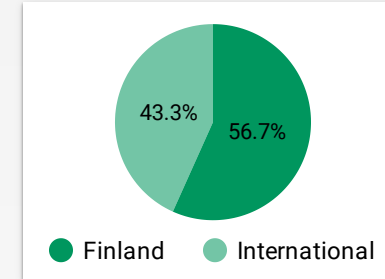


Blog Pages Total

Unique Pageviews 16.0K ↑ 35.1%	Avg. Time on Page 02:01 ↓ -9.8%	Entrances 10.9K ↑ 27.1%	Bounce Rate 75.8% ↓ -3.3%
---	--	--------------------------------------	--

Visitor Location

% of Pageviews



Internal / External Users

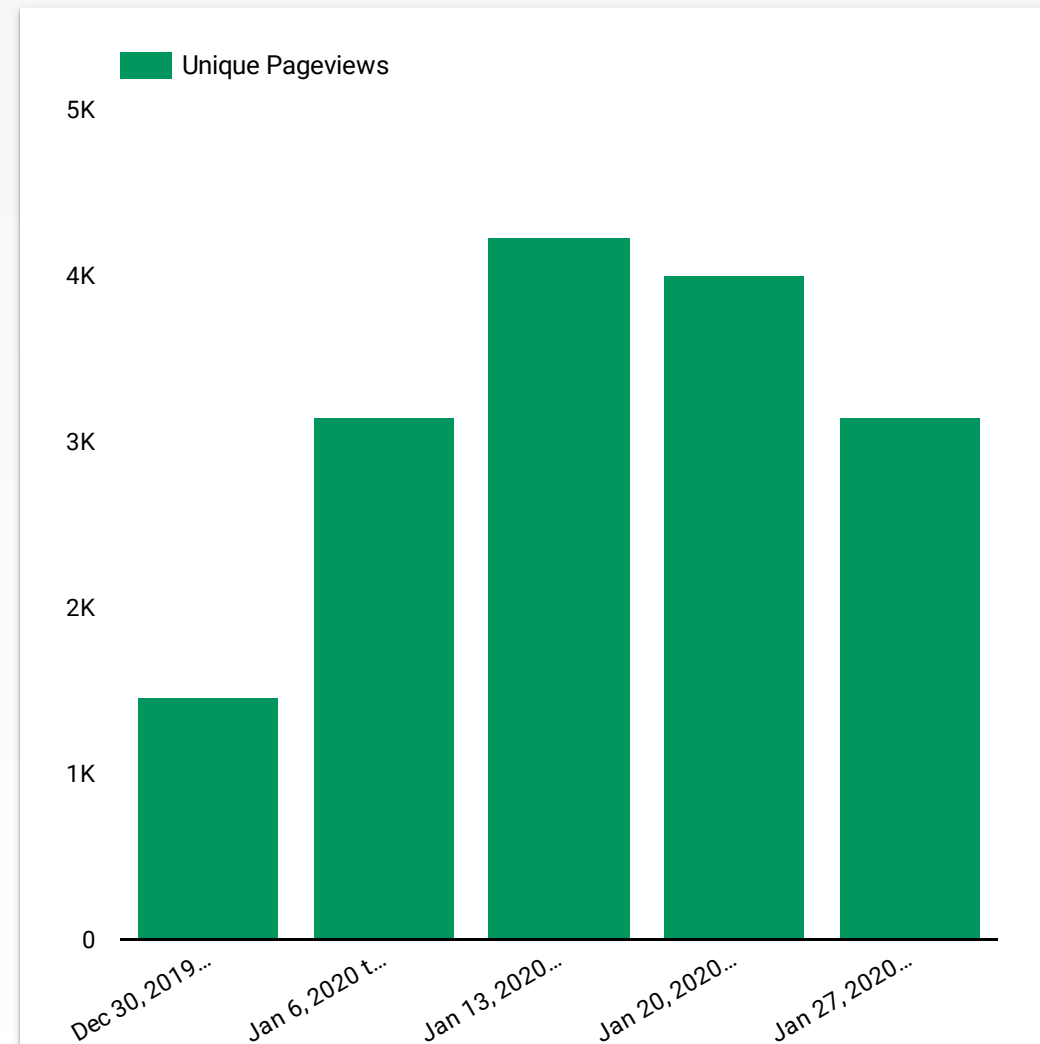
DEPRECATED DIMENSION!
NEW DIMENSION UNDER CONSTRUCTION...

Blog Pages

	Page	Unique Pa...	Entrance...	Exits
1.	blogs.aalto.fi/srae2020/	731	64.53%	412
2.	blogs.aalto.fi/	347	45.59%	165
3.	blogs.aalto.fi/srae2020/call-for-papers/	328	36.1%	256
4.	blogs.aalto.fi/marijn/2016/07/05/add-a-splash-of-color-to-...	267	83.65%	266
5.	blogs.aalto.fi/sujindvd2/2016/04/06/the-relationship-betw...	237	94.42%	236
6.	blogs.aalto.fi/cd2020/	216	57.76%	149
7.	blogs.aalto.fi/databases/2019/07/29/tips-for-eikon-excel-p...	179	81.77%	169
8.	blogs.aalto.fi/srae2020/registration/	162	18.48%	94
9.	blogs.aalto.fi/stratusreader/2011/05/15/patrick-jordan-ch...	161	89.94%	159
10.	blogs.aalto.fi/studentambassadors/2019/03/26/civil-engi...	156	92.31%	155
11.	blogs.aalto.fi/microbiology/2013/11/04/elintarvikkeet-ja-si...	154	93.87%	154
12.	blogs.aalto.fi/mining4meaning/2014/08/25/rap_algoritmi/	124	88.57%	123
13.	blogs.aalto.fi/srae2020/program/	119	3.73%	48
14.	blogs.aalto.fi/neuroscience/2016/11/06/somatic-sensory-...	115	88.28%	107
15.	blogs.aalto.fi/jukenploki/2013/10/24/modernismi-suomes...	113	91.87%	113
16.	blogs.aalto.fi/neuroscience/2016/10/15/visual-system/	113	88.98%	113
17.	blogs.aalto.fi/opit/openlearning-site-policy-agreement/	109	48.99%	94
Grand total		15,982	56.26%	11,030

1 - 100 / 3229 < >

Pageviews Weekly Trend



Session Data

Session definition: At least one Aalto Blogs page on Aalto.fi visited during visitors session

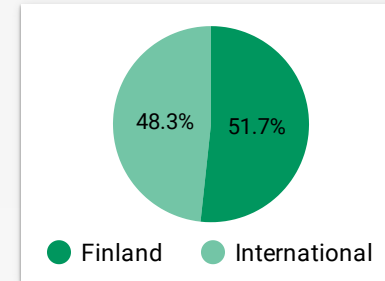
Users 9,744 <small>↑ 24.1%</small>	Sessions 11,469 <small>↑ 22.7%</small>	Bounce Rate 71.5% <small>↓ -5.6%</small>	Avg. Session Dur. 02:18 <small>↓ -6.1%</small>
--	--	--	--

Top Landing Pages

	Landing Page	Sessions
1.	blogs.aalto.fi/srae2020/	676
2.	blogs.aalto.fi/marijn/2016/07/05/add-a-splash-of-color-to-your-co...	263
3.	blogs.aalto.fi/sujindvd2/2016/04/06/the-relationship-between-hear...	230
4.	blogs.aalto.fi/	207
5.	blogs.aalto.fi/cd2020/	193
6.	blogs.aalto.fi/stratusreader/2011/05/15/patrick-jordan-chapter-“th...	158
7.	blogs.aalto.fi/srae2020/call-for-papers/	157
8.	blogs.aalto.fi/databases/2019/07/29/tips-for-eikon-excel-plugin/	157
9.	blogs.aalto.fi/studentambassadors/2019/03/26/civil-engineering-;...	152
10.	blogs.aalto.fi/microbiology/2013/11/04/elintarvikkeet-ja-sipulin-pil...	144
11.	blogs.aalto.fi/mining4meaning/2014/08/25/rap_algoritmi/	117
12.	blogs.aalto.fi/jukenploki/2013/10/24/modernismi-suomessa-2/	117
13.	www.aalto.fi/fi	115
14.	blogs.aalto.fi/neuroscience/2016/10/15/visual-system/	115
15.	blogs.aalto.fi/neuroscience/2016/11/06/somatic-sensory-system/	113
16.	blogs.aalto.fi/marijn/2016/02/25/doi-a-python-alternative-to-make/	106
17.	blogs.aalto.fi/marijn/2017/11/13/integrating-vim-and-jupyter-qtco...	97
Grand total		11,434

1 - 100 / 2025 < >

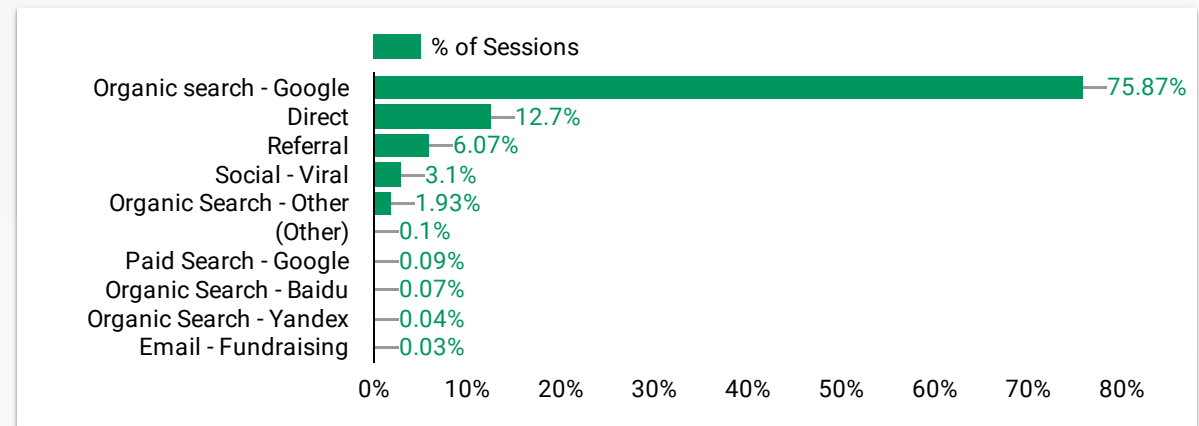
Visitor Location



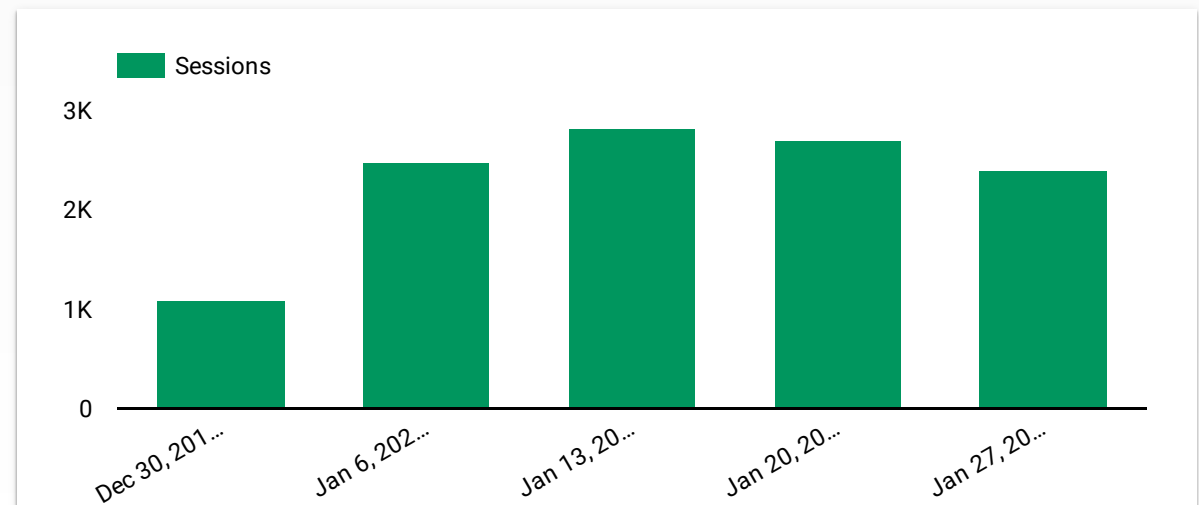
Internal / External Users

DEPRECATED DIMENSION!
NEW DIMENSION UNDER CONSTRUCTION...

Traffic Sources



Visitor Weekly Trend



Top Countries

	Country	Sessions	% of Sessions
1.	Finland	5,910	51.69%
2.	United States	1,292	11.3%
3.	United Kingdom	469	4.1%
4.	India	334	2.92%
5.	Germany	260	2.27%
6.	Sweden	214	1.87%
7.	Netherlands	152	1.33%
8.	Canada	139	1.22%
9.	Italy	132	1.15%
10.	France	117	1.02%
11.	Japan	114	1%
12.	Philippines	114	1%
13.	Denmark	107	0.94%
14.	Australia	97	0.85%
15.	Spain	94	0.82%
16.	South Korea	93	0.81%
17.	Norway	91	0.8%
18.	Iran	91	0.8%
19.	Switzerland	79	0.69%
20.	Russia	78	0.68%
21.	Indonesia	74	0.65%
22.	Singapore	68	0.59%
	Grand total	11,434	100%

1 - 100 / 131 < >

