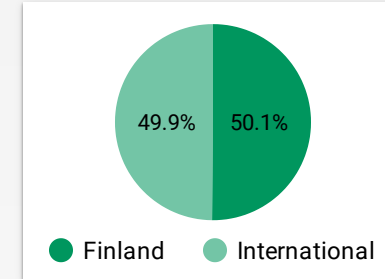


Blog Pages Total

Unique Pageviews 14.2K ↓ -7.9%	Avg. Time on Page 02:29 ↑ 22.4%	Entrances 10.6K ↑ 0.8%	Bounce Rate 78.2% ↑ 3.5%
---	--	-------------------------------------	---------------------------------------

Visitor Location

% of Pageviews



Internal / External Users

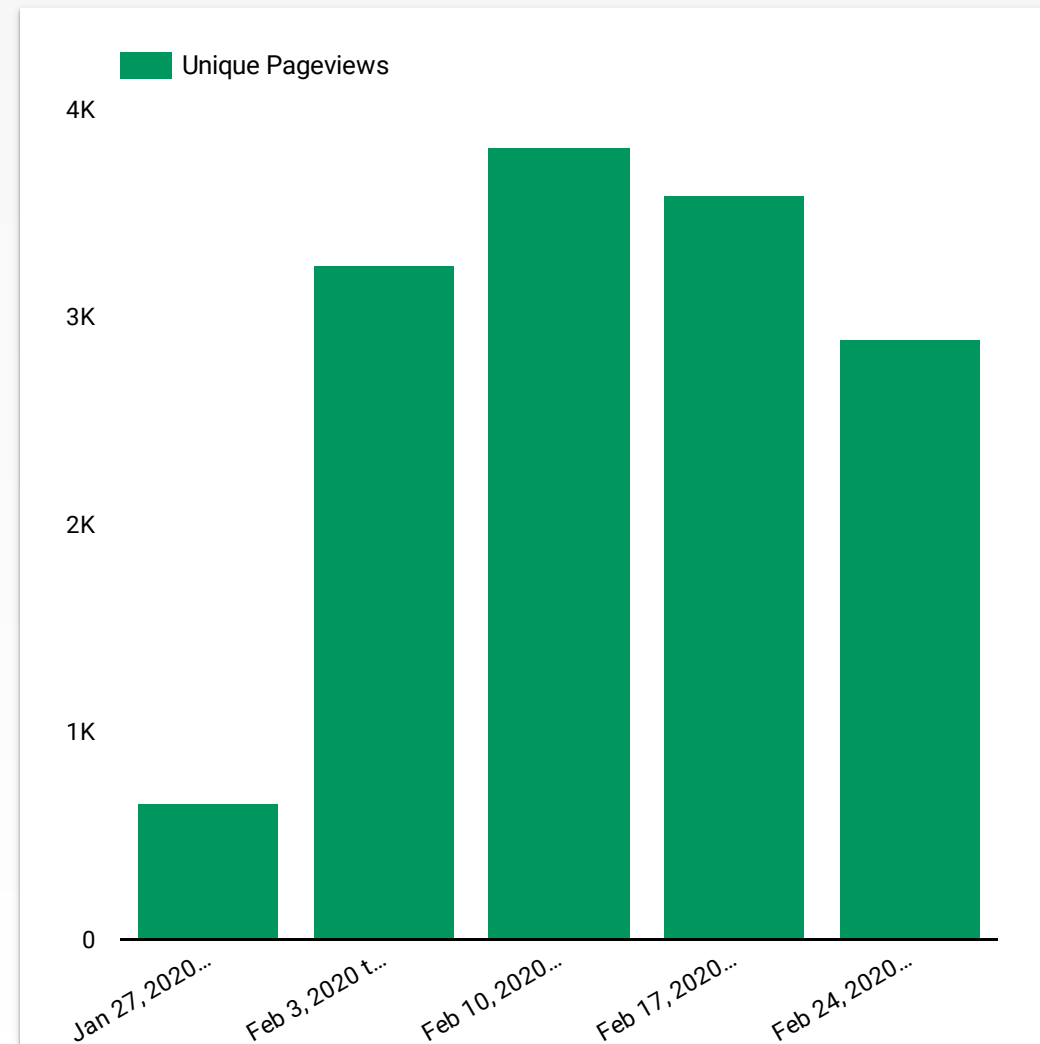
DEPRECATED DIMENSION!
NEW DIMENSION UNDER CONSTRUCTION...

Blog Pages

Page	Unique Pa...	Entrance...	Exits
1. blogs.aalto.fi/srae2020/	376	59.81%	173
2. blogs.aalto.fi/	373	43.79%	173
3. blogs.aalto.fi/marijn/2016/07/05/add-a-splash-of-color-to-...	319	77.8%	319
4. blogs.aalto.fi/cd2020/	280	75.21%	175
5. blogs.aalto.fi/sujindvd2/2016/04/06/the-relationship-betw...	272	90.94%	270
6. blogs.aalto.fi/studentambassadors/2019/03/26/civil-engi...	251	87.94%	245
7. blogs.aalto.fi/itainnovaatiopalvelu/2011/10/13/lean-canv...	239	89.47%	237
8. blogs.aalto.fi/neuroscience/2016/10/15/visual-system/	230	89.84%	224
9. blogs.aalto.fi/neuroscience/2016/11/06/somatic-sensory-...	218	90.79%	207
10. blogs.aalto.fi/srae2020/registration/	196	37.55%	128
11. blogs.aalto.fi/databases/2019/07/29/tips-for-eikon-excel-p...	191	86.34%	177
12. blogs.aalto.fi/cd2020/call-for-papers/	188	35.08%	132
13. blogs.aalto.fi/srae2020/venue-and-travel/	185	38.49%	122
14. blogs.aalto.fi/studentambassadors/	171	73.56%	137
15. blogs.aalto.fi/stratusreader/2011/05/15/patrick-jordan-ch...	162	90.5%	161
16. blogs.aalto.fi/microbiology/2013/11/04/elintarvikkeet-ja-si...	141	92.16%	141
17. blogs.aalto.fi/srae2020/program/	128	9.26%	58
Grand total	14,201	63.08%	10,687

1 - 100 / 2227 < >

Pageviews Weekly Trend



Session Data

Session definition: At least one Aalto Blogs page on Aalto.fi visited during visitors session

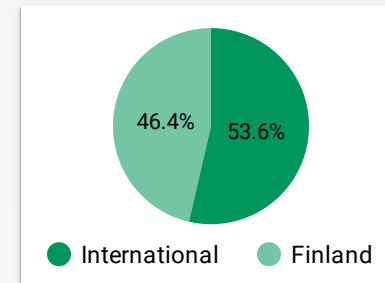
Users 9,366 <small>↑ 17.6%</small>	Sessions 11,150 <small>↑ 23.3%</small>	Bounce Rate 73.9% <small>↓ -5.3%</small>	Avg. Session Dur. 02:13 <small>↑ 19.1%</small>
--	--	--	--

Top Landing Pages

	Landing Page	Sessions
1.	blogs.aalto.fi/marijn/2016/07/05/add-a-splash-of-color-to-your-co...	318
2.	blogs.aalto.fi/srae2020/	317
3.	blogs.aalto.fi/sujindvd2/2016/04/06/the-relationship-between-hear...	270
4.	blogs.aalto.fi/cd2020/	264
5.	blogs.aalto.fi/studentambassadors/2019/03/26/civil-engineering-...	247
6.	blogs.aalto.fi/itainnovaatiopalvelu/2011/10/13/lean-canvas-tyokal...	238
7.	blogs.aalto.fi/neuroscience/2016/10/15/visual-system/	230
8.	blogs.aalto.fi/neuroscience/2016/11/06/somatic-sensory-system/	216
9.	blogs.aalto.fi/	186
10.	blogs.aalto.fi/databases/2019/07/29/tips-for-eikon-excel-plug-in/	176
11.	blogs.aalto.fi/stratusreader/2011/05/15/patrick-jordan-chapter-“th...	162
12.	blogs.aalto.fi/studentambassadors/	151
13.	blogs.aalto.fi/microbiology/2013/11/04/elintarvikkeet-ja-sipulin-pil...	140
14.	blogs.aalto.fi/sissijakumppanit/2013/03/25/harjoitus-1-b-hermoso...	117
15.	blogs.aalto.fi/catprofopen/2020/02/03/three-years-as-a-tenure-trac...	111
16.	www.aalto.fi/fi	110
17.	blogs.aalto.fi/marijn/2017/11/13/integrating-vim-and-jupyter-qtco...	105
	Grand total	11,137

1 - 100 / 1860

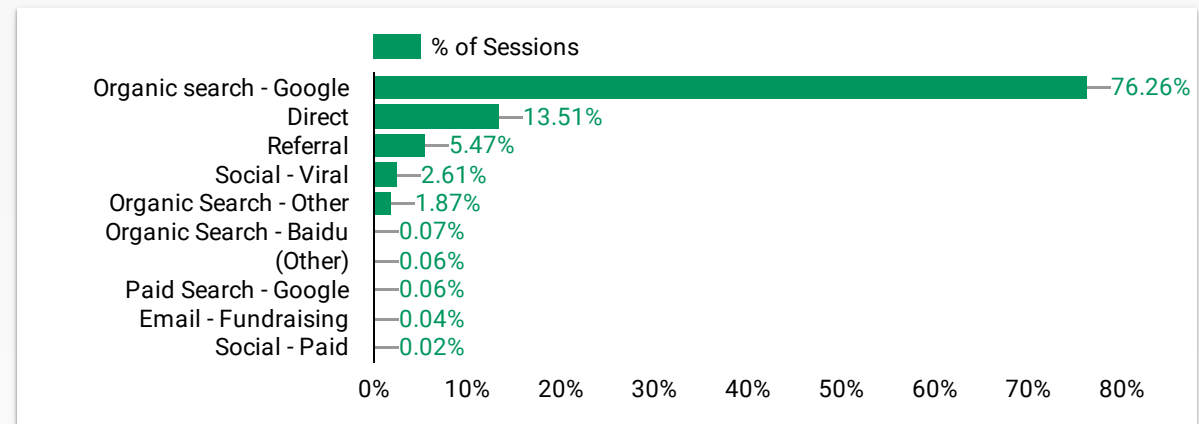
Visitor Location



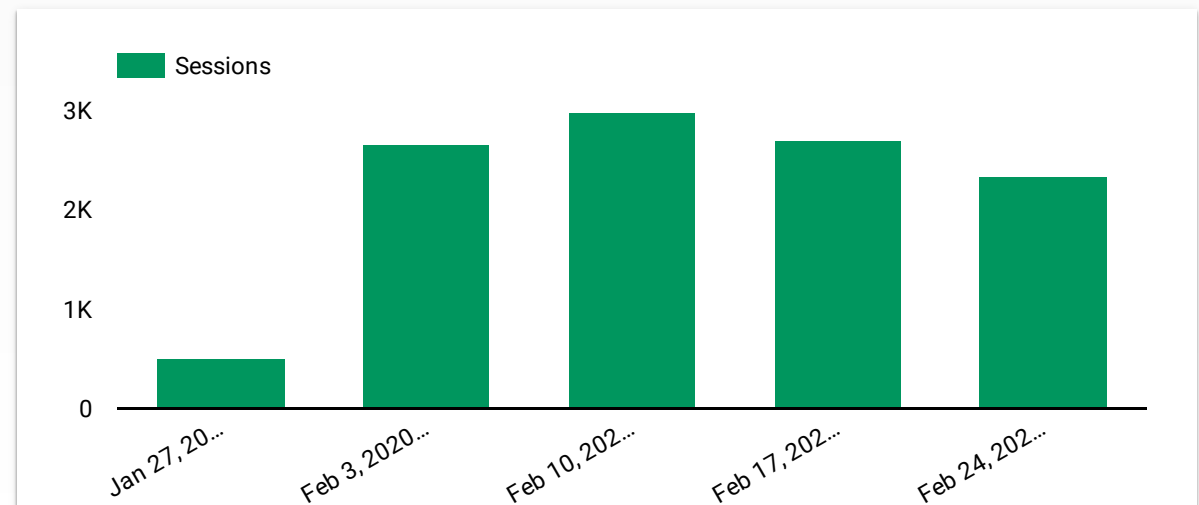
Internal / External Users

DEPRECATED DIMENSION!
NEW DIMENSION UNDER CONSTRUCTION...

Traffic Sources



Visitor Weekly Trend



Top Countries

	Country	Sessions	% of Sessions
1.	Finland	5,170	46.42%
2.	United States	1,612	14.47%
3.	India	437	3.92%
4.	United Kingdom	406	3.65%
5.	Germany	247	2.22%
6.	Canada	212	1.9%
7.	Philippines	210	1.89%
8.	Sweden	174	1.56%
9.	Netherlands	134	1.2%
10.	Australia	125	1.12%
11.	France	116	1.04%
12.	Spain	107	0.96%
13.	Denmark	99	0.89%
14.	South Korea	88	0.79%
15.	Japan	87	0.78%
16.	Italy	82	0.74%
17.	Russia	73	0.66%
18.	Iran	72	0.65%
19.	Switzerland	71	0.64%
20.	Turkey	70	0.63%
21.	Belgium	64	0.57%
22.	China	61	0.55%
	Grand total	11,137	100%

1 - 100 / 135 < >

